





<b>Election Canvass Summary</b>	Canvass date: 11/10/2020
Iowa Secretary of State's office	
General Election - 2020 held on Tuesday, November 03, 2020	

IN TESTIMONY WHEREOF, we have herunto set our hands and caused to be affixed the seal of this county by the Clerk of the Board of Supervisors at Sigourney, the county seat of Keokuk County.

  
 Chairperson  
  
 Kayla Wood  
  
 Michael Berg

Members of the Board of  
Supervisors and ex-officio County  
Board of Canvassers

(Seal)

Attest:   
 County Auditor and Clerk of the Board of Supervisors



**KEOKUK COUNTY ELECTION CANVASS SUMMARY**  
**General Election - 2020**  
**President and Vice President**

	Joseph R. Biden and Kamala D. Harris, DEM	Donald J. Trump and Michael R. Pence, REP	Roque Rocky De La Fuente and Dary G. Richardson, ALL	Don Blankenship and William Alan Mohr, CON	Ricki Sue King and Dayna R. Chandler, GKH	Howie Hawkins and Angela Nicole Walker, GRN	Jo Jorgensen and Jeremy Cohen, LIB	Brock Pierce and Karla Ballard	Kanye West and Michelle Truball	Write-in	Undervotes	Overvotes	Total
ADAMS	Election Day	18	85	0	0	0	4	0	0	0	1	0	108
	Absentee Total	41	88	0	0	0	2	0	0	0	0	0	131
BENTON/STEADY RUN	Election Day	57	386	0	0	0	6	0	1	0	4	0	454
	Absentee Total	83	126	0	1	0	1	0	0	0	1	0	212
ENGLISH RIVER/LIBERTY	Election Day	62	197	0	0	0	4	0	1	2	1	0	267
	Absentee Total	85	112	0	1	0	4	0	0	0	0	0	202
JACKSON	Election Day	10	136	0	0	0	0	0	0	0	0	0	146
	Absentee Total	39	67	0	1	0	0	0	0	0	3	0	110
LAFAYETTE/CLEAR CREEK	Election Day	75	352	0	1	0	1	0	0	2	0	0	432
	Absentee Total	162	205	1	0	0	3	1	0	2	1	1	376
EASTWEST LANCASTER	Election Day	11	79	0	0	0	1	0	0	0	0	0	91
	Absentee Total	31	61	1	0	0	0	0	0	0	1	0	94
PRAIRIE	Election Day	10	86	0	0	0	1	0	0	0	0	0	97
	Absentee Total	42	140	1	0	0	1	0	0	0	1	0	185



	Day	Joseph R. Biden and Kamala D. Harris, DEM	Donald J. Trump and Michael R. Pence, REP	Roque Rocky De La Fuente and Darcy G. Richardson, ALL	Don Blankenship and William Alan Mohr, CON	Ricki Sue King and Dayna R. Chandler, GKH	Howie Hawkins and Angela Nicole Walker, GRN	Jo Jorgensen and Jeremy Cohen, LIB	Brock Pierce and Karla Ballard	Kanye West and Michelle Tidball	Write-In	Undervotes	Overvotes	Total
	Absentee	28	53	0	0	0	0	0	0	0	0	1	0	82
	Total	38	139	0	0	0	0	1	0	0	0	1	0	179
RICHLAND	Election Day	36	249	2	0	0	0	3	0	0	0	1	0	291
	Absentee	63	91	1	1	0	0	0	0	0	0	1	1	158
	Total	99	340	3	1	0	0	3	0	0	0	2	1	449
SIGOURNEY/PLANK/VAN BUREN	Election Day	15	210	1	0	0	0	3	0	0	0	2	0	231
	Absentee	72	137	0	0	0	0	0	0	1	0	4	0	214
	Total	87	347	1	0	0	0	3	0	1	0	6	0	445
SIGOURNEY 1ST WARD	Election Day	29	101	0	0	0	0	3	1	0	0	0	0	134
	Absentee	59	67	0	0	0	0	0	0	0	0	0	0	126
	Total	88	168	0	0	0	0	3	1	0	0	0	0	260
SIGOURNEY 2ND WARD	Election Day	21	111	0	1	0	1	5	0	0	1	1	0	141
	Absentee	63	69	0	0	0	1	0	0	0	0	1	0	136
	Total	84	180	0	1	0	2	5	0	0	0	2	0	277
SIGOURNEY 3RD WARD	Election Day	24	59	0	1	0	0	2	0	1	0	0	0	87
	Absentee	58	81	0	0	0	0	0	0	0	2	2	1	144
	Total	82	140	0	1	0	0	2	0	1	2	2	1	231
SIGOURNEY 4TH WARD	Election Day	20	99	1	0	0	0	2	0	1	0	0	0	123
	Absentee	79	71	0	2	1	0	0	0	1	0	2	0	156
	Total	99	170	1	2	1	0	2	0	2	0	2	0	279
WARREN	Election Day	31	92	0	0	0	0	2	0	0	0	0	0	125
	Absentee	20	57	0	0	0	0	0	0	0	0	0	1	78
	Total	51	149	0	0	0	0	2	0	0	0	0	1	203

WHAT	Election Day	Absentee	Total	Joseph R. Biden and Kamala D. Harris, DEM	Donald J. Trump and Michael R. Pence, REP	Roque Rocky De La Fuente and Darcy G. Richardson, ALL	Don Blankenship and William Alan Mohr, CON	Ricki Sue King and Dayna R. Chandler, GKH	Howie Hawkins and Angela Nicole Walker, GRN	Jo Jorgensen and Jeremy Cohen, LIB	Brock Pierce and Karla Ballard	Kanye West and Michelle Tidball	Write-in	Undervotes	Overvotes	Total
CHEERWASHINGTON	44	68	112		177	0	1	0	0	1	0	0	1	1	0	225
					93	0	0	0	0	3	0	0	1	2	0	167
					270	0	1	0	0	4	0	0	2	3	0	392
					3,797	7	10	2	2	51	2	6	12	31	4	5,338
Total	1,414															





**KEOKUK COUNTY ELECTION CANVASS SUMMARY**  
**General Election - 2020**  
**United States Senator**

	Theresa Greenfield, DEM	Joni Ernst, REP	Rick Stewart, LIB	Suzanne Herzog	Write-in	Undervotes	Overvotes	Total
ADAMS	Election Day 18	81	6	2	0	1	0	108
	Absentee 45	78	4	2	0	2	0	131
	Total 63	159	10	4	0	3	0	239
BENTON/STEADY RUN	Election Day 72	361	10	2	0	9	0	454
	Absentee 93	116	0	1	0	2	0	212
	Total 165	477	10	3	0	11	0	666
ENGLISH RIVER/LIBERTY	Election Day 68	182	7	5	0	5	0	267
	Absentee 81	106	8	0	0	7	0	202
	Total 149	288	15	5	0	12	0	469
JACKSON	Election Day 16	125	2	1	1	1	0	146
	Absentee 41	61	0	2	0	6	0	110
	Total 57	186	2	3	1	7	0	256
LAFAYETTE/CLEAR CREEK	Election Day 83	329	5	3	0	12	0	432
	Absentee 156	198	7	3	0	11	1	376
	Total 239	527	12	6	0	23	1	808
EAST/WEST LANCASTER	Election Day 13	76	1	0	0	1	0	91
	Absentee 31	57	3	0	0	3	0	94
	Total 44	133	4	0	0	4	0	185
PRAIRIE	Election Day 13	80	1	1	0	2	0	97
	Absentee 30	48	2	0	0	2	0	82
	Total 43	128	3	1	0	4	0	179
RICHLAND	Election Day 44	237	4	2	0	4	0	291
	Absentee 60	91	3	1	0	3	0	158
	Total 104	328	7	3	0	7	0	449
SIGOURNEY/PLANK/VAN BUREN	Election Day 22	201	3	0	0	5	0	231
	Absentee 74	131	1	2	0	6	0	214

		Theresa Greenfield, DEM	Joni Ernst, REP	Rick Stewart, LIB	Suzanne Herzog	Write-in	Undervotes	Overvotes	Total
	Total	96	332	4	2	0	11	0	445
SIGOURNEY 1ST WARD	Election Day	30	92	5	4	1	2	0	134
	Absentee	54	61	5	0	0	6	0	126
	Total	84	153	10	4	1	8	0	260
SIGOURNEY 2ND WARD	Election Day	26	106	5	2	0	2	0	141
	Absentee	65	65	1	1	0	4	0	136
	Total	91	171	6	3	0	6	0	277
SIGOURNEY 3RD WARD	Election Day	28	54	3	1	0	1	0	87
	Absentee	55	83	0	2	0	4	0	144
	Total	83	137	3	3	0	5	0	231
SIGOURNEY 4TH WARD	Election Day	27	87	5	2	1	1	0	123
	Absentee	71	72	2	5	0	6	0	156
	Total	98	159	7	7	1	7	0	279
WARREN	Election Day	29	88	4	1	0	3	0	125
	Absentee	24	50	0	1	0	3	0	78
	Total	53	138	4	2	0	6	0	203
WHAT CHEERWASHINGTON	Election Day	50	162	0	6	2	5	0	225
	Absentee	70	87	4	1	0	5	0	167
	Total	120	249	4	7	2	10	0	392
Total		1,489	3,565	101	53	5	124	1	5,338



**KEOKUK COUNTY ELECTION CANVASS SUMMARY**  
**General Election - 2020**  
**United States Representative District 2**

	Rita R. Hart, DEM	Mariannette Miller-Meeks, REP	Write-in	Undervotes	Overvotes	Total
ADAMS	Election Day 24	78	0	6	0	108
	Absentee 49	70	0	12	0	131
	Total 73	148	0	18	0	239
BENTON/STEADY RUN	Election Day 81	350	0	23	0	454
	Absentee 84	118	0	10	0	212
	Total 165	468	0	33	0	666
ENGLISH RIVER/LIBERTY	Election Day 74	178	1	14	0	267
	Absentee 89	97	0	16	0	202
	Total 163	275	1	30	0	469
JACKSON	Election Day 20	123	1	2	0	146
	Absentee 41	62	1	6	0	110
	Total 61	185	2	8	0	256
LAFAYETTE/CLEAR CREEK	Election Day 98	308	0	26	0	432
	Absentee 166	189	0	21	0	376
	Total 264	497	0	47	0	808
EAST/WEST LANCASTER	Election Day 15	73	0	3	0	91
	Absentee 32	56	0	6	0	94
	Total 47	129	0	9	0	185
PRAIRIE	Election Day 17	72	0	8	0	97
	Absentee 36	42	0	4	0	82
	Total 53	114	0	12	0	179
RICHLAND	Election Day 44	240	0	7	0	291
	Absentee 64	87	0	7	0	158
	Total 108	327	0	14	0	449
SIGOURNEY/PLANK/VAN BUREN	Election Day 32	184	0	15	0	231
	Absentee 74	127	0	13	0	214



		Rita R. Hart, DEM	Mariannette Miller-Meeks, REP	Write-in	Undervotes	Overvotes	Total
	Total	106	311	0	28	0	445
SIGOURNEY 1ST WARD	Election Day	35	93	1	5	0	134
	Absentee	50	64	1	11	0	126
	Total	85	157	2	16	0	260
SIGOURNEY 2ND WARD	Election Day	26	111	1	3	0	141
	Absentee	54	68	0	14	0	136
	Total	80	179	1	17	0	277
SIGOURNEY 3RD WARD	Election Day	28	53	0	6	0	87
	Absentee	53	81	0	10	0	144
	Total	81	134	0	16	0	231
SIGOURNEY 4TH WARD	Election Day	24	97	0	2	0	123
	Absentee	72	72	0	12	0	156
	Total	96	169	0	14	0	279
WARREN	Election Day	32	83	0	10	0	125
	Absentee	21	54	0	3	0	78
	Total	53	137	0	13	0	203
WHAT CHERMWASHINGTON	Election Day	55	154	2	14	0	225
	Absentee	80	76	0	11	0	167
	Total	135	230	2	25	0	392
	Total	1,570	3,460	8	300	0	5,338



**KEOKUK COUNTY ELECTION CANVASS SUMMARY**  
**General Election - 2020**  
**State Representative District 78**

	Kimberly K. Davis, DEM	Jarad Klein, REP	Write-in	Undervotes	Overvotes	Total
ADAMS	Election Day 24	76	0	8	0	108
	Absentee 39	80	0	12	0	131
	Total 63	156	0	20	0	239
BENTON/STEADY RUN	Election Day 70	350	0	33	1	454
	Absentee 68	126	0	18	0	212
	Total 138	476	0	51	1	666
ENGLISH RIVER/LIBERTY	Election Day 64	186	1	16	0	267
	Absentee 69	117	0	16	0	202
	Total 133	303	1	32	0	469
JACKSON	Election Day 14	127	1	4	0	146
	Absentee 32	70	0	8	0	110
	Total 46	197	1	12	0	256
LAFAYETTE/CLEAR CREEK	Election Day 76	336	0	20	0	432
	Absentee 118	248	0	10	0	376
	Total 194	584	0	30	0	808
EASTWEST LANCASTER	Election Day 8	81	0	2	0	91
	Absentee 17	73	0	4	0	94
	Total 25	154	0	6	0	185
PRAIRIE	Election Day 16	71	0	10	0	97
	Absentee 27	49	0	6	0	82
	Total 43	120	0	16	0	179
RICHLAND	Election Day 46	232	1	12	0	291
	Absentee 52	96	0	10	0	158
	Total 98	328	1	22	0	449
SIGOURNEY/PLANK/VAN BUREN	Election Day 25	194	0	12	0	231
	Absentee 49	148	0	17	0	214

		Kimberly K. Davis, DEM	Jared Klein, REP	Write-in	Undervotes	Overvotes	Total
	Total	74	342	0	29	0	445
SIGOURNEY 1ST WARD	Election Day	21	105	2	6	0	134
	Absentee	35	78	1	12	0	126
	Total	56	183	3	18	0	260
SIGOURNEY 2ND WARD	Election Day	24	110	0	7	0	141
	Absentee	47	76	0	13	0	136
	Total	71	186	0	20	0	277
SIGOURNEY 3RD WARD	Election Day	27	55	1	4	0	87
	Absentee	30	97	0	17	0	144
	Total	57	152	1	21	0	231
SIGOURNEY 4TH WARD	Election Day	18	99	2	4	0	123
	Absentee	55	90	0	11	0	156
	Total	73	189	2	15	0	279
WARREN	Election Day	31	81	0	13	0	125
	Absentee	21	49	0	8	0	78
	Total	52	130	0	21	0	203
WHAT CHEERWASHINGTON	Election Day	47	160	2	16	0	225
	Absentee	67	89	0	11	0	167
	Total	114	249	2	27	0	392
Total		1,237	3,749	11	340	1	5,338





**KEOKUK COUNTY ELECTION CANVASS SUMMARY**  
**General Election - 2020**  
**Supreme Court Justice - Susan Kay Christensen**

		Yes	No	Undervotes	Overvotes	Total
ADAMS	Election Day	41	22	45	0	108
	Absentee	48	30	53	0	131
	Total	89	52	98	0	239
BENTON/STEADY RUN	Election Day	231	92	131	0	454
	Absentee	95	40	77	0	212
	Total	326	132	208	0	666
ENGLISH RIVER/LIBERTY	Election Day	117	67	83	0	267
	Absentee	80	41	81	0	202
	Total	197	108	164	0	469
JACKSON	Election Day	78	27	41	0	146
	Absentee	54	16	40	0	110
	Total	132	43	81	0	256
LAFAYETTE/CLEAR CREEK	Election Day	176	51	205	0	432
	Absentee	157	53	166	0	376
	Total	333	104	371	0	808
EASTWEST LANCASTER	Election Day	41	30	20	0	91
	Absentee	41	13	40	0	94
	Total	82	43	60	0	185
PRAIRIE	Election Day	42	12	43	0	97
	Absentee	36	22	24	0	82
	Total	78	34	67	0	179
RICHLAND	Election Day	152	58	81	0	291
	Absentee	72	32	54	0	158
	Total	224	90	135	0	449
SIGOURNEY/LANK/VAN BUREN	Election Day	122	36	73	0	231
	Absentee	94	27	93	0	214
	Total	216	63	166	0	445

		Yes	No	Undervotes	Overvotes	Total
SIGOURNEY 1ST WARD	Election Day	74	21	39	0	134
	Absentee	64	19	43	0	126
	Total	138	40	82	0	260
SIGOURNEY 2ND WARD	Election Day	66	22	53	0	141
	Absentee	54	22	60	0	136
	Total	120	44	113	0	277
SIGOURNEY 3RD WARD	Election Day	43	11	33	0	87
	Absentee	56	18	70	0	144
	Total	99	29	103	0	231
SIGOURNEY 4TH WARD	Election Day	69	20	34	0	123
	Absentee	72	28	56	0	156
	Total	141	48	90	0	279
WARREN	Election Day	49	19	57	0	125
	Absentee	32	11	35	0	78
	Total	81	30	92	0	203
WHAT CHEERMASHINGTON	Election Day	101	43	81	0	225
	Absentee	62	31	74	0	167
	Total	163	74	155	0	392
	Total	2,419	934	1,985	0	5,338



**KEOKUK COUNTY ELECTION CANVASS SUMMARY**  
**General Election - 2020**  
**Supreme Court Justice - Edward Mansfield**

	Yes	No	Undervotes	Overvotes	Total
ADAMS	Election Day 43	23	42	0	108
	Absentee 41	34	56	0	131
	Total 84	57	98	0	239
BENTON/STEADY RUN	Election Day 231	98	123	2	454
	Absentee 89	44	78	1	212
	Total 320	142	201	3	666
ENGLISH RIVER/LIBERTY	Election Day 116	67	84	0	267
	Absentee 76	43	83	0	202
	Total 192	110	167	0	469
JACKSON	Election Day 81	26	39	0	146
	Absentee 48	21	41	0	110
	Total 129	47	80	0	256
LAFAYETTE/CLEAR CREEK	Election Day 169	56	207	0	432
	Absentee 153	57	166	0	376
	Total 322	113	373	0	808
EASTWEST LANCASTER	Election Day 42	30	19	0	91
	Absentee 42	15	37	0	94
	Total 84	45	56	0	185
PRAIRIE	Election Day 43	10	43	1	97
	Absentee 36	22	24	0	82
	Total 79	32	67	1	179
RICHLAND	Election Day 156	57	78	0	291
	Absentee 70	31	57	0	158
	Total 226	88	135	0	449
SIGOURNEY/PLANK/VAN BUREN	Election Day 119	40	72	0	231
	Absentee 89	29	95	1	214
	Total 208	69	167	1	445



	Yes	No	Undervotes	Overvotes	Total
SIGOURNEY 1ST WARD	70	24	40	0	134
	Election Day				
	Absentee	63	20	43	0
	Total	133	44	83	0
SIGOURNEY 2ND WARD	66	25	50	0	141
	Election Day				
	Absentee	51	27	58	0
	Total	117	52	108	0
SIGOURNEY 3RD WARD	39	14	34	0	87
	Election Day				
	Absentee	60	18	66	0
	Total	99	32	100	0
SIGOURNEY 4TH WARD	75	14	34	0	123
	Election Day				
	Absentee	69	30	57	0
	Total	144	44	91	0
WARREN	50	16	59	0	125
	Election Day				
	Absentee	30	12	36	0
	Total	80	28	95	0
WHAT CHEERWASHINGTON	93	50	81	1	225
	Election Day				
	Absentee	59	32	76	0
	Total	152	82	157	1
Total	2,369	985	1,978	6	5,338



**KEOKUK COUNTY ELECTION CANVASS SUMMARY**  
**General Election - 2020**  
**Supreme Court Justice - Christopher McDonald**

	Yes	No	Undervotes	Overvotes	Total
ADAMS	Election Day 41	24	43	0	108
	Absentee 42	33	56	0	131
	Total 83	57	99	0	239
BENTON/STEADY RUN	Election Day 232	100	122	0	454
	Absentee 90	44	78	0	212
	Total 322	144	200	0	666
ENGLISH RIVER/LIBERTY	Election Day 115	67	85	0	267
	Absentee 81	36	85	0	202
	Total 196	103	170	0	469
JACKSON	Election Day 76	27	43	0	146
	Absentee 53	17	40	0	110
	Total 129	44	83	0	256
LAFAYETTE/CLEAR CREEK	Election Day 167	52	213	0	432
	Absentee 147	59	169	1	376
	Total 314	111	382	1	808
EASTWEST LANCASTER	Election Day 37	31	23	0	91
	Absentee 39	15	40	0	94
	Total 76	46	63	0	185
PRAIRIE	Election Day 45	11	41	0	97
	Absentee 38	20	24	0	82
	Total 83	31	65	0	179
RICHLAND	Election Day 157	53	81	0	291
	Absentee 70	31	57	0	158
	Total 227	84	138	0	449
SIGOURNEY/PLANK/VAN BUREN	Election Day 114	42	75	0	231
	Absentee 92	27	95	0	214
	Total 206	69	170	0	445

	Yes	No	Undervotes	Overvotes	Total
SIGOURNEY 1ST WARD	Election Day 67	25	42	0	134
	Absentee 66	17	43	0	126
	Total 133	42	85	0	260
SIGOURNEY 2ND WARD	Election Day 63	25	53	0	141
	Absentee 50	27	59	0	136
	Total 113	52	112	0	277
SIGOURNEY 3RD WARD	Election Day 40	12	35	0	87
	Absentee 59	17	68	0	144
	Total 99	29	103	0	231
SIGOURNEY 4TH WARD	Election Day 73	16	34	0	123
	Absentee 70	30	56	0	156
	Total 143	46	90	0	279
WARREN	Election Day 46	19	60	0	125
	Absentee 27	16	35	0	78
	Total 73	35	95	0	203
WHAT CHEER/WASHINGTON	Election Day 94	49	82	0	225
	Absentee 61	28	78	0	167
	Total 155	77	160	0	392
Total	2,352	970	2,015	1	5,338





**KEOKUK COUNTY ELECTION CANVASS SUMMARY**  
**General Election - 2020**  
**Supreme Court Justice - Thomas Waterman**

		Yes	No	Undervotes	Overvotes	Total
ADAMS	Election Day	40	23	45	0	108
	Absentee	42	33	56	0	131
	Total	82	56	101	0	239
BENTON/STEADY RUN	Election Day	231	96	127	0	454
	Absentee	92	42	78	0	212
	Total	323	138	205	0	666
ENGLISH RIVER/LIBERTY	Election Day	113	67	87	0	267
	Absentee	74	42	86	0	202
	Total	187	109	173	0	469
JACKSON	Election Day	78	25	43	0	146
	Absentee	52	15	43	0	110
	Total	130	40	86	0	256
LAFAYETTE/CLEAR CREEK	Election Day	162	57	213	0	432
	Absentee	139	65	172	0	376
	Total	301	122	385	0	808
EAST/WEST LANCASTER	Election Day	36	33	22	0	91
	Absentee	36	17	41	0	94
	Total	72	50	63	0	185
PRAIRIE	Election Day	43	11	43	0	97
	Absentee	36	21	24	1	82
	Total	79	32	67	1	179
RICHLAND	Election Day	150	60	81	0	291
	Absentee	71	30	57	0	158
	Total	221	90	138	0	449
SIGOURNEY/PLANK/VAN BUREN	Election Day	117	37	77	0	231
	Absentee	91	30	93	0	214
	Total	208	67	170	0	445

		Yes	No	Undervotes	Overvotes	Total
SIGOURNEY 1ST WARD	Election Day	69	22	43	0	134
	Absentee	65	18	43	0	126
	Total	134	40	86	0	260
SIGOURNEY 2ND WARD	Election Day	62	25	54	0	141
	Absentee	49	26	61	0	136
	Total	111	51	115	0	277
SIGOURNEY 3RD WARD	Election Day	39	15	33	0	87
	Absentee	55	19	70	0	144
	Total	94	34	103	0	231
SIGOURNEY 4TH WARD	Election Day	72	18	33	0	123
	Absentee	68	31	57	0	156
	Total	140	49	90	0	279
WARREN	Election Day	46	17	62	0	125
	Absentee	31	12	35	0	78
	Total	77	29	97	0	203
WHAT CHEERWASHINGTON	Election Day	96	49	80	0	225
	Absentee	54	34	79	0	167
	Total	150	83	159	0	392
Total		2,309	990	2,038	1	5,338



**KEOKUK COUNTY ELECTION CANVASS SUMMARY**  
**General Election - 2020**  
**Court of Appeals Judge - Thomas N. Bower**

		Yes	No	Undervotes	Overvotes	Total
ADAMS	Election Day	41	21	46	0	108
	Absentee	39	33	59	0	131
	Total	80	54	105	0	239
BENTON/STEADY RUN	Election Day	234	90	130	0	454
	Absentee	88	38	86	0	212
	Total	322	128	216	0	666
ENGLISH RIVER/LIBERTY	Election Day	118	56	93	0	267
	Absentee	83	26	93	0	202
	Total	201	82	186	0	459
JACKSON	Election Day	77	23	46	0	146
	Absentee	48	19	43	0	110
	Total	125	42	89	0	256
LAFAYETTE/CLEAR CREEK	Election Day	160	46	226	0	432
	Absentee	148	52	176	0	376
	Total	308	98	402	0	808
EASTWEST LANCASTER	Election Day	42	28	21	0	91
	Absentee	34	15	45	0	94
	Total	76	43	66	0	185
PRAIRIE	Election Day	36	13	48	0	97
	Absentee	39	19	24	0	82
	Total	75	32	72	0	179
RICHLAND	Election Day	146	55	90	0	291
	Absentee	72	28	58	0	158
	Total	218	83	148	0	449
SIGOURNEY/PANKVAN BUREN	Election Day	113	36	82	0	231
	Absentee	93	23	98	0	214
	Total	206	59	180	0	445



		Yes	No	Undervotes	Overvotes	Total
SIGGOURNEY 1ST WARD	Election Day	67	20	47	0	134
	Absentee	62	20	44	0	126
	Total	129	40	91	0	260
SIGGOURNEY 2ND WARD	Election Day	64	28	49	0	141
	Absentee	47	24	65	0	136
	Total	111	52	114	0	277
SIGGOURNEY 3RD WARD	Election Day	42	7	38	0	87
	Absentee	57	17	70	0	144
	Total	99	24	108	0	231
SIGGOURNEY 4TH WARD	Election Day	68	20	35	0	123
	Absentee	75	24	57	0	156
	Total	143	44	92	0	279
WARREN	Election Day	46	19	60	0	125
	Absentee	27	16	35	0	78
	Total	73	35	95	0	203
WHAT CHEERWASHINGTON	Election Day	85	43	97	0	225
	Absentee	59	30	78	0	167
	Total	144	73	175	0	392
	Total	2,310	889	2,139	0	5,338



**KEOKUK COUNTY ELECTION CANVASS SUMMARY**  
**General Election - 2020**  
**Court of Appeals Judge - David May**

		Yes	No	Undervotes	Overvotes	Total
ADAMS	Election Day	38	21	49	0	108
	Absentee	41	31	59	0	131
	Total	79	52	108	0	239
BENTON/STEADY RUN	Election Day	243	89	122	0	454
	Absentee	86	38	88	0	212
	Total	329	127	210	0	666
ENGLISH RIVER/LIBERTY	Election Day	115	60	92	0	267
	Absentee	79	30	93	0	202
	Total	194	90	185	0	469
JACKSON	Election Day	79	24	43	0	146
	Absentee	49	18	43	0	110
	Total	128	42	86	0	256
LAFAYETTE/CLEAR CREEK	Election Day	160	48	223	1	432
	Absentee	149	49	178	0	376
	Total	309	97	401	1	808
EASTWEST LANCASTER	Election Day	42	29	20	0	91
	Absentee	35	14	45	0	94
	Total	77	43	65	0	185
PRAIRIE	Election Day	41	11	45	0	97
	Absentee	37	21	24	0	82
	Total	78	32	69	0	179
RICHLAND	Election Day	151	49	91	0	291
	Absentee	70	27	61	0	158
	Total	221	76	152	0	449
SIGOURNEY/PLANK/VAN BUREN	Election Day	115	34	82	0	231
	Absentee	89	24	100	1	214
	Total	204	58	182	1	445

		Yes	No	Undervotes	Overvotes	Total
SIGOURNEY 1ST WARD	Election Day	68	20	46	0	134
	Absentee	60	19	47	0	126
	Total	128	39	93	0	260
SIGOURNEY 2ND WARD	Election Day	63	26	52	0	141
	Absentee	50	23	62	1	136
	Total	113	49	114	1	277
SIGOURNEY 3RD WARD	Election Day	43	7	37	0	87
	Absentee	53	16	75	0	144
	Total	96	23	112	0	231
SIGOURNEY 4TH WARD	Election Day	70	18	35	0	123
	Absentee	67	30	59	0	156
	Total	137	48	94	0	279
WARREN	Election Day	50	14	61	0	125
	Absentee	32	11	35	0	78
	Total	82	25	96	0	203
WHAT CHEERWASHINGTON	Election Day	86	44	95	0	225
	Absentee	56	33	77	1	167
	Total	142	77	172	1	392
Total		2,317	878	2,139	4	5,338





**KEOKUK COUNTY ELECTION CANVASS SUMMARY**  
**General Election - 2020**  
**Court of Appeals Judge - Julie A. Schumacher**

		Yes	No	Undervotes	Overvotes	Total
ADAMS	Election Day	39	23	46	0	108
	Absentee	47	27	57	0	131
	Total	86	50	103	0	239
BENTON/STEADY RUN	Election Day	234	94	125	1	454
	Absentee	89	37	86	0	212
	Total	323	131	211	1	666
ENGLISH RIVER/LIBERTY	Election Day	115	62	90	0	267
	Absentee	87	25	90	0	202
	Total	202	87	180	0	469
JACKSON	Election Day	80	22	44	0	146
	Absentee	51	17	42	0	110
	Total	131	39	86	0	256
LAFAYETTE/CLEAR CREEK	Election Day	160	51	220	1	432
	Absentee	157	43	176	0	376
	Total	317	94	396	1	808
EASTWEST LANCASTER	Election Day	43	26	22	0	91
	Absentee	36	13	45	0	94
	Total	79	39	67	0	185
PRAIRIE	Election Day	39	13	45	0	97
	Absentee	37	21	24	0	82
	Total	76	34	69	0	179
RICHLAND	Election Day	147	52	92	0	291
	Absentee	73	29	56	0	158
	Total	220	81	148	0	449
SIGOURNEY/PANKVAN BUREN	Election Day	113	37	81	0	231
	Absentee	91	24	99	0	214
	Total	204	61	180	0	445

		Yes	No	Undervotes	Overvotes	Total
SIGOURNEY 1ST WARD	Election Day	70	20	44	0	134
	Absentee	61	18	47	0	126
	Total	131	38	91	0	260
SIGOURNEY 2ND WARD	Election Day	67	23	51	0	141
	Absentee	54	21	60	1	136
	Total	121	44	111	1	277
SIGOURNEY 3RD WARD	Election Day	43	8	36	0	87
	Absentee	64	14	66	0	144
	Total	107	22	102	0	231
SIGOURNEY 4TH WARD	Election Day	69	20	34	0	123
	Absentee	75	23	58	0	156
	Total	144	43	92	0	279
WARREN	Election Day	47	16	62	0	125
	Absentee	29	14	35	0	78
	Total	76	30	97	0	203
WHAT CHEERWASHINGTON	Election Day	91	40	94	0	225
	Absentee	65	26	76	0	167
	Total	156	66	170	0	392
Total		2,373	859	2,103	3	5,338



**KEOKUK COUNTY ELECTION CANVASS SUMMARY**  
**General Election - 2020**  
**Court of Appeals Judge - Sharon Soorholtz Greer**

	Yes	No	Undervotes	Overvotes	Total
ADAMS	Election Day 40	21	47	0	108
	Absentee 42	31	58	0	131
	Total 82	52	105	0	239
BENTON/STEADY RUN	Election Day 223	101	130	0	454
	Absentee 85	37	90	0	212
	Total 308	138	220	0	666
ENGLISH RIVER/LIBERTY	Election Day 113	62	92	0	267
	Absentee 83	26	92	1	202
	Total 196	88	184	1	469
JACKSON	Election Day 77	23	46	0	146
	Absentee 40	27	43	0	110
	Total 117	50	89	0	256
LAFAYETTE/CLEAR CREEK	Election Day 153	58	221	0	432
	Absentee 147	51	177	1	376
	Total 300	109	398	1	808
EASTWEST LANCASTER	Election Day 41	30	20	0	91
	Absentee 32	13	49	0	94
	Total 73	43	69	0	185
PRAIRIE	Election Day 40	12	45	0	97
	Absentee 37	21	24	0	82
	Total 77	33	69	0	179
RICHLAND	Election Day 149	51	91	0	291
	Absentee 68	30	60	0	158
	Total 217	81	151	0	449
SIGOURNEY/PLANK/VAN BUREN	Election Day 117	33	81	0	231
	Absentee 90	23	100	1	214
	Total 207	56	181	1	445



		Yes	No	Undervotes	Overvotes	Total
SIGOURNEY 1ST WARD	Election Day	61	25	48	0	134
	Absentee	57	21	48	0	126
	Total	118	46	96	0	260
SIGOURNEY 2ND WARD	Election Day	65	23	53	0	141
	Absentee	51	23	62	0	136
	Total	116	46	115	0	277
SIGOURNEY 3RD WARD	Election Day	40	10	37	0	87
	Absentee	57	15	71	1	144
	Total	97	25	108	1	231
SIGOURNEY 4TH WARD	Election Day	68	21	34	0	123
	Absentee	71	26	59	0	156
	Total	139	47	93	0	279
WARREN	Election Day	45	17	63	0	125
	Absentee	32	11	35	0	78
	Total	77	28	98	0	203
WHAT CHEERWASHINGTON	Election Day	90	40	95	0	225
	Absentee	58	32	77	0	167
	Total	148	72	172	0	392
	Total	2,272	914	2,148	4	5,338



**KEOKUK COUNTY ELECTION CANVASS SUMMARY**  
**General Election - 2020**  
**District 8A Judge - Gregory G. Milani**

	Yes	No	Undervotes	Overvotes	Total	
ADAMS	Election Day	41	20	47	0	108
	Absentee	47	24	60	0	131
	Total	88	44	107	0	239
BENTON/STEADY RUN	Election Day	249	80	125	0	454
	Absentee	118	23	71	0	212
	Total	367	103	196	0	666
ENGLISH RIVER/LIBERTY	Election Day	116	62	88	1	267
	Absentee	85	29	88	0	202
	Total	201	91	176	1	469
JACKSON	Election Day	83	27	36	0	146
	Absentee	56	18	36	0	110
	Total	139	45	72	0	256
LAFAYETTE/CLEAR CREEK	Election Day	164	55	213	0	432
	Absentee	157	47	172	0	376
	Total	321	102	385	0	808
EASTWEST LANCASTER	Election Day	43	28	20	0	91
	Absentee	37	17	40	0	94
	Total	80	45	60	0	185
PRAIRIE	Election Day	40	13	44	0	97
	Absentee	39	18	25	0	82
	Total	79	31	69	0	179
RICHLAND	Election Day	165	48	78	0	291
	Absentee	76	22	60	0	158
	Total	241	70	138	0	449
SIGOURNEY/PLANK/VAN BUREN	Election Day	116	37	78	0	231
	Absentee	96	23	95	0	214
	Total	212	60	173	0	445

		Yes	No	Undervotes	Overvotes	Total
SIGOURNEY 1ST WARD	Election Day	70	21	43	0	134
	Absentee	67	17	42	0	126
	Total	137	38	85	0	260
SIGOURNEY 2ND WARD	Election Day	70	25	46	0	141
	Absentee	60	18	58	0	136
	Total	130	43	104	0	277
SIGOURNEY 3RD WARD	Election Day	40	12	35	0	87
	Absentee	64	14	66	0	144
	Total	104	26	101	0	231
SIGOURNEY 4TH WARD	Election Day	76	13	34	0	123
	Absentee	79	20	57	0	156
	Total	155	33	91	0	279
WARREN	Election Day	55	15	55	0	125
	Absentee	32	11	35	0	78
	Total	87	26	90	0	203
WHAT CHEERWASHINGTON	Election Day	92	44	89	0	225
	Absentee	69	25	73	0	167
	Total	161	69	162	0	392
Total		2,502	826	2,009	1	5,338





**KEOKUK COUNTY ELECTION CANVASS SUMMARY**  
**General Election - 2020**  
**District 8A Associate Judge - Rose Anne Mefford**

		Yes	No	Undervotes	Overvotes	Total
ADAMS	Election Day	39	20	49	0	108
	Absentee	52	24	55	0	131
	Total	91	44	104	0	239
BENTON/STEADY RUN	Election Day	322	52	80	0	454
	Absentee	155	13	44	0	212
	Total	477	65	124	0	666
ENGLISH RIVER/LIBERTY	Election Day	115	60	92	0	267
	Absentee	90	26	86	0	202
	Total	205	86	178	0	469
JACKSON	Election Day	95	21	30	0	146
	Absentee	76	13	21	0	110
	Total	171	34	51	0	256
LAFAYETTE/CLEAR CREEK	Election Day	172	55	205	0	432
	Absentee	170	35	171	0	376
	Total	342	90	376	0	808
EAST/WEST LANCASTER	Election Day	57	20	14	0	91
	Absentee	37	12	45	0	94
	Total	94	32	59	0	185
PRAIRIE	Election Day	42	10	45	0	97
	Absentee	40	17	25	0	82
	Total	82	27	70	0	179
RICHLAND	Election Day	180	44	67	0	291
	Absentee	81	22	55	0	158
	Total	261	66	122	0	449
SIGOURNEY/P LANK/VAN BUREN	Election Day	127	34	70	0	231
	Absentee	101	21	92	0	214
	Total	228	55	162	0	445

		Yes	No	Undervotes	Overvotes	Total
SIGOURNEY 1ST WARD	Election Day	76	18	40	0	134
	Absentee	66	20	40	0	126
	Total	142	38	80	0	260
SIGOURNEY 2ND WARD	Election Day	78	21	42	0	141
	Absentee	64	21	51	0	136
	Total	142	42	93	0	277
SIGOURNEY 3RD WARD	Election Day	43	15	29	0	87
	Absentee	71	12	61	0	144
	Total	114	27	90	0	231
SIGOURNEY 4TH WARD	Election Day	75	18	30	0	123
	Absentee	81	21	54	0	156
	Total	156	39	84	0	279
WARREN	Election Day	51	22	52	0	125
	Absentee	36	11	31	0	78
	Total	87	33	83	0	203
WHAT CHEERWASHINGTON	Election Day	97	41	87	0	225
	Absentee	70	26	71	0	167
	Total	167	67	158	0	392
Total		2,759	745	1,834	0	5,338



**KEOKUK COUNTY ELECTION CANVASS SUMMARY**  
**General Election - 2020**

**Question 1 - Shall there be a convention to revise the Constitution, and propose amendment or amendments to same?**

	Yes	No	Undervotes	Overvotes	Total	
ADAMS	Election Day	15	68	25	0	108
	Absentee	17	84	29	1	131
	Total	32	152	54	1	239
BENTON/STEADY RUN	Election Day	84	275	95	0	454
	Absentee	45	129	38	0	212
	Total	129	404	133	0	666
ENGLISH RIVER/LIBERTY	Election Day	55	161	51	0	267
	Absentee	35	122	45	0	202
	Total	90	283	96	0	469
JACKSON	Election Day	16	107	23	0	146
	Absentee	16	65	29	0	110
	Total	32	172	52	0	256
LAFAYETTE/CLEAR CREEK	Election Day	54	261	117	0	432
	Absentee	59	219	98	0	376
	Total	113	480	215	0	808
EAST/WEST LANCASTER	Election Day	10	69	12	0	91
	Absentee	14	57	23	0	94
	Total	24	126	35	0	185
PRAIRIE	Election Day	11	68	18	0	97
	Absentee	9	64	9	0	82
	Total	20	132	27	0	179
RICHLAND	Election Day	54	186	51	0	291
	Absentee	22	102	34	0	158
	Total	76	288	85	0	449
SIGOURNEY/PLANK/VAN BUREN	Election Day	40	152	39	0	231
	Absentee	26	132	56	0	214
	Total	66	284	95	0	445



		Yes	No	Undervotes	Overvotes	Total
SIGOURNEY 1ST WARD	Election Day	28	80	26	0	134
	Absentee	20	79	27	0	126
	Total	48	159	53	0	260
SIGOURNEY 2ND WARD	Election Day	30	81	30	0	141
	Absentee	27	77	32	0	136
	Total	57	158	62	0	277
SIGOURNEY 3RD WARD	Election Day	17	50	20	0	87
	Absentee	24	83	37	0	144
	Total	41	133	57	0	231
SIGOURNEY 4TH WARD	Election Day	20	87	16	0	123
	Absentee	24	98	34	0	156
	Total	44	185	50	0	279
WARREN	Election Day	20	81	23	1	125
	Absentee	10	53	15	0	78
	Total	30	134	38	1	203
WHAT CHEERWASHINGTON	Election Day	38	142	45	0	225
	Absentee	31	103	33	0	167
	Total	69	245	78	0	392
	Total	871	3,335	1,130	2	5,338



**KEOKUK COUNTY ELECTION CANVASS SUMMARY**  
**General Election - 2020**  
**County Supervisors**

	Michael Berg, DEM	Fred Snakenberg, REP	Write-In	Undervotes	Overvotes	Total
ADAMS	Election Day 28	75	0	5	0	108
	Absentee 44	71	2	14	0	131
	Total 72	146	2	19	0	239
BENTON/STEADY RUN	Election Day 107	316	0	31	0	454
	Absentee 80	112	0	20	0	212
	Total 187	428	0	51	0	666
ENGLISH RIVER/LIBERTY	Election Day 74	173	1	19	0	267
	Absentee 83	104	0	15	0	202
	Total 157	277	1	34	0	469
JACKSON	Election Day 25	117	1	3	0	146
	Absentee 35	69	0	6	0	110
	Total 60	186	1	9	0	256
LAFAYETTE/CLEAR CREEK	Election Day 189	219	4	20	0	432
	Absentee 214	146	0	16	0	376
	Total 403	365	4	36	0	808
EASTWEST LANCASTER	Election Day 23	65	0	3	0	91
	Absentee 41	49	2	2	0	94
	Total 64	114	2	5	0	185
PRAIRIE	Election Day 19	69	0	9	0	97
	Absentee 28	49	0	5	0	82
	Total 47	118	0	14	0	179
RICHLAND	Election Day 75	202	0	14	0	291
	Absentee 75	69	2	12	0	158
	Total 150	271	2	26	0	449
SIGOURNEY/PLANK/VAN BUREN	Election Day 82	138	0	11	0	231
	Absentee 86	109	0	18	1	214

		Michael Berg, DEM	Fred Snakenberg, REP	Write-in	Undervotes	Overvotes	Total
	Total	168	247	0	29	1	445
SIGOURNEY 1ST WARD	Election Day	46	81	1	6	0	134
	Absentee	54	63	1	8	0	126
	Total	100	144	2	14	0	260
SIGOURNEY 2ND WARD	Election Day	47	92	0	2	0	141
	Absentee	68	56	0	11	1	136
	Total	115	148	0	13	1	277
SIGOURNEY 3RD WARD	Election Day	36	47	1	3	0	87
	Absentee	64	68	0	12	0	144
	Total	100	115	1	15	0	231
SIGOURNEY 4TH WARD	Election Day	52	69	0	2	0	123
	Absentee	84	63	0	9	0	156
	Total	136	132	0	11	0	279
WARREN	Election Day	35	88	0	2	0	125
	Absentee	22	55	0	1	0	78
	Total	57	143	0	3	0	203
WHAT CHEERWASHINGTON	Election Day	64	147	1	13	0	225
	Absentee	88	73	0	6	0	167
	Total	152	220	1	19	0	392
	Total	1,968	3,054	16	298	2	5,338





**KEOKUK COUNTY ELECTION CANVASS SUMMARY**  
**General Election - 2020**  
**County Auditor**

	Christy Bates, REP	Write-in	Undervotes	Overvotes	Total
ADAMS	Election Day 94	0	14	0	108
	Absentee 113	0	18	0	131
	Total 207	0	32	0	239
BENTON/STEADY RUN	Election Day 404	2	48	0	454
	Absentee 185	3	24	0	212
	Total 589	5	72	0	666
ENGLISH RIVER/LIBERTY	Election Day 231	0	36	0	267
	Absentee 172	0	30	0	202
	Total 403	0	66	0	469
JACKSON	Election Day 132	1	13	0	146
	Absentee 99	1	10	0	110
	Total 231	2	23	0	256
LAFAYETTE/CLEAR CREEK	Election Day 377	0	55	0	432
	Absentee 334	1	41	0	376
	Total 711	1	96	0	808
EASTWEST LANCASTER	Election Day 85	0	6	0	91
	Absentee 79	0	15	0	94
	Total 164	0	21	0	185
PRAIRIE	Election Day 87	0	10	0	97
	Absentee 71	0	11	0	82
	Total 158	0	21	0	179
RICHLAND	Election Day 273	1	17	0	291
	Absentee 129	0	29	0	158
	Total 402	1	46	0	449
SIGOURNEY/PLANK/VAN BUREN	Election Day 205	0	26	0	231
	Absentee 182	0	32	0	214

		Christy Bates, REP	Write-in	Undervotes	Overvotes	Total
	Total	387	0	58	0	445
SIGOURNEY 1ST WARD	Election Day	121	0	13	0	134
	Absentee	111	0	15	0	126
	Total	232	0	28	0	260
SIGOURNEY 2ND WARD	Election Day	129	0	12	0	141
	Absentee	113	1	22	0	136
	Total	242	1	34	0	277
SIGOURNEY 3RD WARD	Election Day	77	1	9	0	87
	Absentee	125	0	19	0	144
	Total	202	1	28	0	231
SIGOURNEY 4TH WARD	Election Day	107	0	16	0	123
	Absentee	127	1	28	0	156
	Total	234	1	44	0	279
WARREN	Election Day	108	0	17	0	125
	Absentee	70	1	7	0	78
	Total	178	1	24	0	203
WHAT CHEERWASHINGTON	Election Day	199	1	25	0	225
	Absentee	145	0	22	0	167
	Total	344	1	47	0	392
	Total	4,684	14	640	0	5,338



**KEOKUK COUNTY ELECTION CANVASS SUMMARY**  
**General Election - 2020**  
**County Sheriff**

	Casey J. Hinmah, REP	Write-in	Jeff Runnels (Write-In)	Doug Conrad (Write-In)	Undervotes	Overvotes	Total
ADAMS	Election Day 91	1	0	0	16	0	108
	Absentee 108	0	0	1	22	0	131
	Total 199	1	0	1	38	0	239
BENTON/STEADY RUN	Election Day 403	5	0	0	46	0	454
	Absentee 178	5	0	0	29	0	212
	Total 581	10	0	0	75	0	666
ENGLISH RIVER/LIBERTY	Election Day 222	1	0	2	42	0	267
	Absentee 171	0	0	1	30	0	202
	Total 393	1	0	3	72	0	469
JACKSON	Election Day 136	1	0	1	8	0	146
	Absentee 95	1	0	2	12	0	110
	Total 231	2	0	3	20	0	256
LAFAYETTE/CLEAR CREEK	Election Day 379	3	2	9	39	0	432
	Absentee 316	4	0	8	48	0	376
	Total 695	7	2	17	87	0	808
EAST/WEST LANCASTER	Election Day 88	0	0	0	3	0	91
	Absentee 81	2	0	0	11	0	94
	Total 169	2	0	0	14	0	185
PRAIRIE	Election Day 88	1	0	0	8	0	97
	Absentee 70	0	0	0	12	0	82
	Total 158	1	0	0	20	0	179
RICHLAND	Election Day 274	4	0	0	13	0	291
	Absentee 119	1	0	2	36	0	158
	Total 393	5	0	2	49	0	449
SIGOURNEY/PLANK/VAN BUREN	Election Day 216	0	1	0	14	0	231
	Absentee 178	1	0	0	35	0	214



		Casey J. Himmah, REP	Write-in	Jeff Rummels (Write-in)	Doug Conrad (Write-in)	Undervotes	Overvotes	Total
	Total	394	1	1	0	49	0	445
SIGOURNEY 1ST WARD	Election Day	123	1	0	1	9	0	134
	Absentee	115	0	0	0	11	0	126
	Total	238	1	0	1	20	0	260
SIGOURNEY 2ND WARD	Election Day	124	1	2	0	14	0	141
	Absentee	119	0	0	0	17	0	136
	Total	243	1	2	0	31	0	277
SIGOURNEY 3RD WARD	Election Day	75	0	5	0	7	0	87
	Absentee	123	0	1	0	20	0	144
	Total	198	0	6	0	27	0	231
SIGOURNEY 4TH WARD	Election Day	106	1	5	0	11	0	123
	Absentee	127	1	1	0	27	0	156
	Total	233	2	6	0	38	0	279
WARREN	Election Day	114	0	0	1	10	0	125
	Absentee	68	1	0	0	9	0	78
	Total	182	1	0	1	19	0	203
WHAT CHEER/WASHINGTON	Election Day	184	3	1	1	36	0	225
	Absentee	139	0	0	0	28	0	167
	Total	323	3	1	1	64	0	392
	Total	4,630	38	18	29	623	0	5,338



**KEOKUK COUNTY ELECTION CANVASS SUMMARY**  
**General Election - 2020**  
**Adams TWP Trustee**

ADAMS	Election Day	Derek Hall	Write-in	Undervotes	Overvotes	Total
	Absentee	54	0	8	0	62
	Total	92	0	17	0	109
	Total	92	0	17	0	109



**KEOKUK COUNTY ELECTION CANVASS SUMMARY**  
**General Election - 2020**  
**Benton TWP Trustee**

BENTON/STEADY RUN		Donald R. Millikin	Write-In	Undervotes	Overvotes	Total
Election Day		68	0	17	0	85
Absentee		59	1	5	1	66
	Total	127	1	22	1	151
	Total	127	1	22	1	151





**KEOKUK COUNTY ELECTION CANVASS SUMMARY**  
**General Election - 2020**  
**Clear Creek TWP Trustee**

LAFAYETTE/CLEAR CREEK		Election Day	Write-in	Christopher Berg (Write-In)	Undervotes	Overvotes	Total
		3	1	51	0	55	
	Absentee	6	3	78	0	87	
	Total	9	4	129	0	142	
Total		9	4	129	0	142	



**KEOKUK COUNTY ELECTION CANVASS SUMMARY**  
**General Election - 2020**  
**Clear Creek TWP Clerk To Fill Vacancy**

	Alan Berg	Write-in	Undervotes	Overvotes	Total
LAFAYETTE/CLEAR CREEK/Election Day	47	0	8	0	55
Absentee	67	0	20	0	87
Total	114	0	28	0	142
Total	114	0	28	0	142



**KEOKUK COUNTY ELECTION CANVASS SUMMARY**  
**General Election - 2020**  
**For East Lancaster Township Trustee**

EASTWEST LANCASTER		Allen R. Dobbins	Write-in	Undervotes	Overvotes	Total
Election Day		28	0	0	0	28
Absentee		21	0	8	0	29
	Total	49	0	8	0	57
	Total	49	0	8	0	57





**KEOKUK COUNTY ELECTION CANVASS SUMMARY**  
**General Election - 2020**  
**English River TWP Trustee**

		Brenda Lown	Write-in	Undervotes	Overvotes	Total
ENGLISH RIVER/LIBERTY	Election Day	75	0	12	0	87
	Absentee	48	0	13	0	61
	Total	123	0	25	0	148
	Total	123	0	25	0	148



**KEOKUK COUNTY ELECTION CANVASS SUMMARY**  
**General Election - 2020**  
**English River TWP Clerk To Fill Vacancy**

ENGLISH RIVER/LIBERTY		Election Day	Connie Brubaker	Write-in	Undervotes	Overvotes	Total
	Absentee	48	0	13	0	61	
	Total	120	0	28	0	148	
Total		120	0	28	0	148	



**KEOKUK COUNTY ELECTION CANVASS SUMMARY**

**General Election - 2020**

**Jackson TWP Trustee**

	Scott Swanson	Write-in	Undervotes	Overvotes	Total
JACKSON Election Day	85	1	8	0	94
Absentee	72	0	5	0	77
Total	157	1	13	0	171
Total	157	1	13	0	171



**KEOKUK COUNTY ELECTION CANVASS SUMMARY**  
**General Election - 2020**  
**Jackson TWP Clerk To Fill Vacancy**

JACKSON	Election Day	Write-In	Beverly Molkenthin (Write-In)	Candace Wonderlich (Write-In)	Undervotes	Overvotes	Total
	7		0	3	84	0	94
	Absentee	5	6	1	65	0	77
	Total	12	6	4	149	0	171
	Total	12	6	4	149	0	171





**KEOKUK COUNTY ELECTION CANVASS SUMMARY**  
**General Election - 2020**  
**Lafayette TWP Trustee**

	Daniel Sieren	Write-in	Undervotes	Overvotes	Total
LAFAYETTE/CLEAR CREEK	60	0	14	0	74
Election Day	62	0	12	0	74
Absentee	122	0	26	0	148
Total	122	0	26	0	148



**KEOKUK COUNTY ELECTION CANVASS SUMMARY**  
**General Election - 2020**  
**Liberty TWP Trustee**

	Richard Kerr	Write-in	Undervotes	Overvotes	Total
ENGLISH RIVER/LIBERTY	55	4	19	0	78
Election Day	25	1	27	0	53
Absentee	80	5	46	0	131
Total	80	5	46	0	131



**KEOKUK COUNTY ELECTION CANVASS SUMMARY**  
**General Election - 2020**  
**Liberty TWP Trustee To Fill Vacancy**

	Write-In	Bryan Coffman (Write-In)	Undervotes	Overvotes	Total
ENGLISH RIVER/LIBERTY Election Day	6	3	69	0	78
Absentee	1	0	52	0	53
Total	7	3	121	0	131
Total	7	3	121	0	131



**KEOKUK COUNTY ELECTION CANVASS SUMMARY**  
**General Election - 2020**  
**Liberty TWP Clerk To Fill Vacancy**

ENGLISH RIVER/LIBERTY		Election Day	Write-in	Becky Coffman (Write-In)	Undervotes	Overvotes	Total
	Absentee	0	3	0	72	0	78
	Total	3	3	3	53	0	53
	Total	3	3	3	125	0	131
	Total	3	3	3	125	0	131





**KEOKUK COUNTY ELECTION CANVASS SUMMARY**  
**General Election - 2020**  
**Plank TWP Trustee**

	Bob Klett	Write-In	Undervotes	Overvotes	Total
SIGOURNEY/P LANKVIAN BUREN	64	0	13	0	77
	Absentee	84	0	24	108
	Total	148	0	37	185
Total	148	0	37	0	185



**KEOKUK COUNTY ELECTION CANVASS SUMMARY**  
**General Election - 2020**  
**Prairie TWP Trustee**

	Gary Bates	Write-in	Undervotes	Overvotes	Total
PRAIRIE Election Day	55	0	15	0	70
Absentee	49	0	3	0	52
Total	104	0	18	0	122
Total	104	0	18	0	122



**KEOKUK COUNTY ELECTION CANVASS SUMMARY**  
**General Election - 2020**  
**Richland TWP Trustee**

	Write-In	Brett Staubaugth (Write-In)	Undervotes	Overvotes	Total
RICHLAND Election Day	6	3	82	0	91
Absentee	4	2	53	0	59
Total	10	5	135	0	150
Total	10	5	135	0	150



**KEOKUK COUNTY ELECTION CANVASS SUMMARY**  
**General Election - 2020**  
**Sigourney TWP Trustee**

	Write-in	Keith Epperson (Write-In)	Tom Neece (Write-In)	Undervotes	Overvotes	Total
SIGOURNEY/PLANK/VAN BUREN	2	1	2	55	0	60
	1	1	0	41	0	43
Absentee	3	2	2	96	0	103
Total	3	2	2	96	0	103





**KEOKUK COUNTY ELECTION CANVASS SUMMARY**  
**General Election - 2020**  
**Steady Run TWP Trustee**

BENTON/STEADY RUN		Donald Brain	Write-in	Undervotes	Overvotes	Total
	Election Day	67	0	8	0	75
	Absentee	32	0	11	0	43
	<b>Total</b>	<b>99</b>	<b>0</b>	<b>19</b>	<b>0</b>	<b>118</b>
	<b>Total</b>	<b>99</b>	<b>0</b>	<b>19</b>	<b>0</b>	<b>118</b>



**KEOKUK COUNTY ELECTION CANVASS SUMMARY**  
**General Election - 2020**  
**Van Buren TWP Trustee**

	Leo Wehr	Write-in	Undervotes	Overvotes	Total
SIGOURNEY/PLANK/VAN BUREN	80	0	14	0	94
	Absentee	0	12	0	63
	Total	0	26	0	157
Total	131	0	26	0	157



**KEOKUK COUNTY ELECTION CANVASS SUMMARY**  
**General Election - 2020**  
**Warren TWP Trustee**

	Election Day	Write-in	Undervotes	Overvotes	Total	
WARREN	46	0	13	0	59	
	Absentee	32	0	14	0	46
	Total	78	0	27	0	105
	Total	78	0	27	0	105



**KEOKUK COUNTY ELECTION CANVASS SUMMARY**  
**General Election - 2020**  
**Washington TWP Trustee**

WHAT CHEER/WASHINGTON		Raymond D. Adams	Write-in	Undervotes	Overvotes	Total
	Election Day	72	0	10	0	82
	Absentee	66	0	11	0	77
	Total	138	0	21	0	159
	Total	138	0	21	0	159





**KEOKUK COUNTY ELECTION CANVASS SUMMARY**  
**General Election - 2020**  
**West Lancaster TWP Trustee**

	Richard Wilkening	Write-in	Undervotes	Overvotes	Total
EASTWEST LANCASTER	53	0	2	0	55
Election Day	33	0	7	0	40
Absentee	86	0	9	0	95
Total	86	0	9	0	95



**KEOKUK COUNTY ELECTION CANVASS SUMMARY**  
**General Election - 2020**  
**West Lancaster TWP Trustee To Fill Vacancy**

EASTWEST LANCASTER		Ed Webb	Gary Martin	Write-in	Undervotes	Overvotes	Total
Election Day	46	35	1	28	0	110	
Absentee	32	18	1	29	0	80	
Total	78	53	2	57	0	190	
Total	78	53	2	57	0	190	



**KEOKUK COUNTY ELECTION CANVASS SUMMARY**  
**General Election - 2020**  
**West Lancaster TWP Clerk To Fill Vacancy**

EASTWEST LANCASTER		Janet D. Martin	Write-In	Undervotes	Overvotes	Total
Election Day	48	0	7	0	55	
Absentee	29	1	10	0	40	
Total	77	1	17	0	95	
Total	77	1	17	0	95	



**KEOKUK COUNTY ELECTION CANVASS SUMMARY**  
**General Election - 2020**  
**Keokuk County Hospital Trustee**

	Cheryl Monroe	Jerlyn M. Bowers	James Eschenbrenner	Write-in	Undervotes	Overvotes	Total
ADAMS	Election Day 46	60	16	0	94	0	216
	Absentee 48	63	28	0	121	2	262
	Total 94	123	44	0	215	2	478
BENTON/STEADY RUN	Election Day 150	170	200	3	383	2	908
	Absentee 92	88	80	1	159	4	424
	Total 242	258	280	4	542	6	1,332
ENGLISH RIVER/LIBERTY	Election Day 122	124	52	3	231	2	534
	Absentee 95	73	30	0	204	2	404
	Total 217	197	82	3	435	4	938
JACKSON	Election Day 47	67	67	2	109	0	292
	Absentee 46	52	44	0	78	0	220
	Total 93	119	111	2	187	0	512
LAFAYETTE/CLEAR CREEK	Election Day 176	170	104	0	414	0	864
	Absentee 158	160	70	1	357	6	752
	Total 334	330	174	1	771	6	1,616
EASTWEST LANCASTER	Election Day 60	59	28	0	35	0	182
	Absentee 44	45	16	1	82	0	188
	Total 104	104	44	1	117	0	370
PRAIRIE	Election Day 38	39	18	0	99	0	194
	Absentee 40	38	20	0	66	0	164
	Total 78	77	38	0	165	0	358
RICHLAND	Election Day 124	120	121	0	217	0	582
	Absentee 63	68	45	0	140	0	316
	Total 187	188	166	0	357	0	898
SIGOURNEY/PLANK/VAN BUREN	Election Day 127	145	46	0	144	0	462
	Absentee 143	114	39	0	130	2	428
	Total 270	259	85	0	274	2	890



	Cheryl Monroe	Jerlyn M. Bowers	James Eschenbrenner	Write-In	Undervotes	Overvotes	Total	
SIGOURNEY 1ST WARD	Election Day	90	73	38	0	67	0	268
	Absentee	76	81	23	1	69	2	252
	Total	166	154	61	1	136	2	520
SIGOURNEY 2ND WARD	Election Day	72	75	38	0	97	0	282
	Absentee	87	78	34	0	69	4	272
	Total	159	153	72	0	166	4	554
SIGOURNEY 3RD WARD	Election Day	55	54	18	0	47	0	174
	Absentee	86	85	34	0	83	0	288
	Total	141	139	52	0	130	0	462
SIGOURNEY 4TH WARD	Election Day	71	82	24	0	69	0	246
	Absentee	102	94	32	1	83	0	312
	Total	173	176	56	1	152	0	558
WARREN	Election Day	53	63	31	0	103	0	250
	Absentee	35	34	24	0	63	0	156
	Total	88	97	55	0	166	0	406
WHAT CHEERWASHINGTON	Election Day	106	91	47	0	204	2	450
	Absentee	84	79	25	0	146	0	334
	Total	190	170	72	0	350	2	784
	Total	2,536	2,544	1,392	13	4,163	28	10,676



**KEOKUK COUNTY ELECTION CANVASS SUMMARY**  
**General Election - 2020**  
**Soil and Water Conservation Dist. Commissioner**

	Clinton Mikesell	Andrew J. Neff	David B. Klein	Write-in	Undervotes	Overvotes	Total
<b>ADAMS</b>	Election Day 69	46	44	0	165	0	324
	Absentee 89	54	58	0	189	3	393
	Total 158	100	102	0	354	3	717
<b>BENTON/STEADY RUN</b>	Election Day 184	231	223	4	720	0	1,362
	Absentee 104	105	99	1	327	0	636
	Total 288	336	322	5	1,047	0	1,998
<b>ENGLISH RIVER/LIBERTY</b>	Election Day 188	110	126	3	371	3	801
	Absentee 122	78	88	0	318	0	606
	Total 310	188	214	3	689	3	1,407
<b>JACKSON</b>	Election Day 64	90	65	1	218	0	438
	Absentee 49	64	60	2	155	0	330
	Total 113	154	125	3	373	0	768
<b>LAFAYETTE/CLEAR CREEK</b>	Election Day 218	203	208	1	666	0	1,296
	Absentee 192	187	190	0	559	0	1,128
	Total 410	390	398	1	1,225	0	2,424
<b>EAST/WEST LANCASTER</b>	Election Day 61	59	73	0	80	0	273
	Absentee 38	44	51	0	149	0	282
	Total 99	103	124	0	229	0	555
<b>PRAIRIE</b>	Election Day 52	41	43	0	155	0	291
	Absentee 53	41	40	1	111	0	246
	Total 105	82	83	1	266	0	537
<b>RICHLAND</b>	Election Day 125	178	141	3	426	0	873
	Absentee 65	80	73	0	256	0	474
	Total 190	258	214	3	682	0	1,347
<b>SIGOURNEY/PLANK/VAN BUREN</b>	Election Day 155	107	131	0	300	0	693
	Absentee 129	105	132	0	276	0	642
	Total 284	212	263	0	576	0	1,335

	Clinton Mikesell	Andrew J. Neff	David B. Klein	Write-in	Undervotes	Overvotes	Total
SIGOURNEY 1ST WARD	Election Day 79	72	81	0	170	0	402
	Absentee 74	59	77	1	167	0	378
	Total 153	131	158	1	337	0	780
SIGOURNEY 2ND WARD	Election Day 76	62	73	0	212	0	423
	Absentee 75	64	88	0	181	0	408
	Total 151	126	161	0	393	0	831
SIGOURNEY 3RD WARD	Election Day 47	37	51	0	126	0	261
	Absentee 78	72	92	1	186	3	432
	Total 125	109	143	1	312	3	693
SIGOURNEY 4TH WARD	Election Day 81	59	71	1	157	0	369
	Absentee 89	78	100	0	201	0	468
	Total 170	137	171	1	358	0	837
WARREN	Election Day 57	52	69	0	197	0	375
	Absentee 33	33	38	0	130	0	234
	Total 90	85	107	0	327	0	609
WHAT CHEER/WASHINGTON	Election Day 104	82	102	1	386	0	675
	Absentee 77	63	82	2	274	3	501
	Total 181	145	184	3	660	3	1,176
Total	2,827	2,556	2,769	22	7,828	12	16,014





**KEOKUK COUNTY ELECTION CANVASS SUMMARY**  
**General Election - 2020**  
**County Agricultural Extension Council**

	Justin Abell	Steve Menke	Shirley A. Holm	Brian Kitzman	Write-in	Undervotes	Overvotes	Total	
ADAMS	Election Day	54	48	49	62	0	219	0	432
	Absentee	66	60	64	72	0	262	0	524
	Total	120	108	113	134	0	481	0	956
BENTON/STEADY RUN	Election Day	229	209	183	178	3	1,010	4	1,816
	Absentee	111	106	99	96	5	431	0	848
	Total	340	315	282	274	8	1,441	4	2,664
ENGLISH RIVER/LIBERTY	Election Day	134	150	127	133	4	520	0	1,068
	Absentee	85	94	85	83	0	461	0	808
	Total	219	244	212	216	4	981	0	1,876
JACKSON	Election Day	83	78	63	67	1	292	0	584
	Absentee	54	57	51	48	4	226	0	440
	Total	137	135	114	115	5	518	0	1,024
LAFAYETTE/CLEAR CREEK	Election Day	198	299	191	186	2	852	0	1,728
	Absentee	182	246	176	162	2	736	0	1,504
	Total	380	545	367	348	4	1,588	0	3,232
EAST/WEST LANCASTER	Election Day	65	64	61	66	0	108	0	364
	Absentee	47	36	36	39	1	217	0	376
	Total	112	100	97	105	1	325	0	740
PRAIRIE	Election Day	46	44	47	65	0	186	0	388
	Absentee	46	45	42	59	3	133	0	328
	Total	92	89	89	124	3	319	0	716
RICHLAND	Election Day	142	161	134	130	4	593	0	1,164
	Absentee	70	76	71	61	0	354	0	632
	Total	212	237	205	191	4	947	0	1,796
SIGOURNEY/PLANK/VAN BUREN	Election Day	138	141	117	131	0	397	0	924
	Absentee	121	127	119	112	2	375	0	856
	Total	259	268	236	243	2	772	0	1,780



		Justin Abell	Steve Menke	Shirley A. Holm	Brian Kitzman	Write-in	Undervotes	Overvotes	Total
SIGOURNEY 1ST WARD	Election Day	81	69	79	67	0	240	0	536
	Absentee	74	75	79	67	1	208	0	504
	Total	155	144	158	134	1	448	0	1,040
SIGOURNEY 2ND WARD	Election Day	72	70	67	62	1	292	0	564
	Absentee	87	71	76	72	0	238	0	544
	Total	159	141	143	134	1	530	0	1,108
SIGOURNEY 3RD WARD	Election Day	45	43	53	37	1	169	0	348
	Absentee	92	77	76	77	1	253	0	576
	Total	137	120	129	114	2	422	0	924
SIGOURNEY 4TH WARD	Election Day	78	72	75	66	0	201	0	492
	Absentee	90	96	90	89	0	259	0	624
	Total	168	168	165	155	0	460	0	1,116
WARREN	Election Day	71	53	61	64	0	251	0	500
	Absentee	40	25	38	37	2	170	0	312
	Total	111	78	99	101	2	421	0	812
WHAT CHEERWASHINGTON	Election Day	93	87	97	120	1	498	4	900
	Absentee	79	70	77	90	1	351	0	668
	Total	172	157	174	210	2	849	4	1,568
	Total	2,773	2,849	2,583	2,598	39	10,502	8	21,352